

Product information sheet LINUS-S

Item no. 565.68.750

Benefits



- Minimalist design
- Extendable spray head
- High quality metal spray
- High spout for easy filling of large pans and vases

Colors



Available color:
SILGRANIT-LOOK white

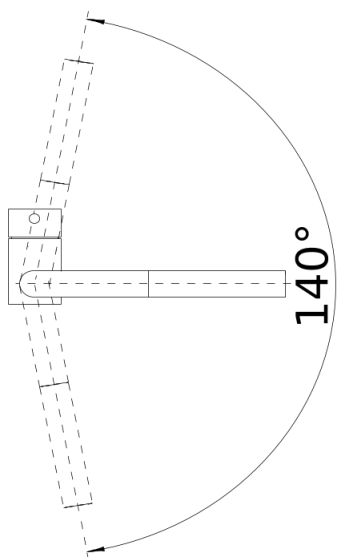
Planning information

- For ND version with flow rate control to protect the boiler.

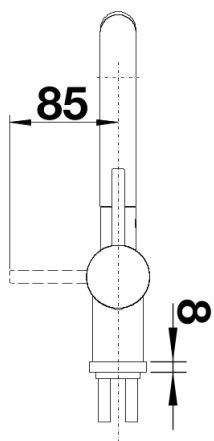
Scope of supply

- Single-lever mixer tap
- 140° swivel spout for greater reach
- Ø 35 mm tap hole required
- With ceramic disk cartridge
- Metal-sheathed spray hose
- Flexible connector pipes, 450 mm long and $\frac{3}{8}$ " nut for particularly easy installation
- Patented jet regulator for markedly reduced scaling
- Stabilization plate to increase the stability of the tap when fitted in stainless steel sinks
- With non-return valve and thus guaranteed against reflux in accordance with EN 1717
- LGA approved
- DVGW approved

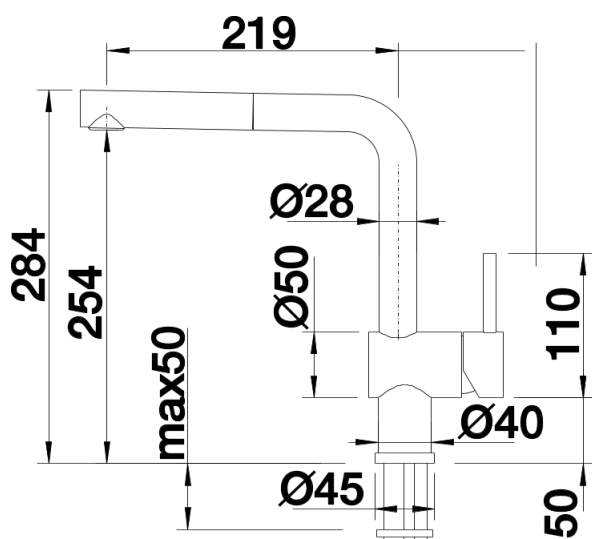
Details



Swivel range



Side view hand gear 2D



Side view